

# Imizu City Hall Environmental Division

TEL 0766-51-6624

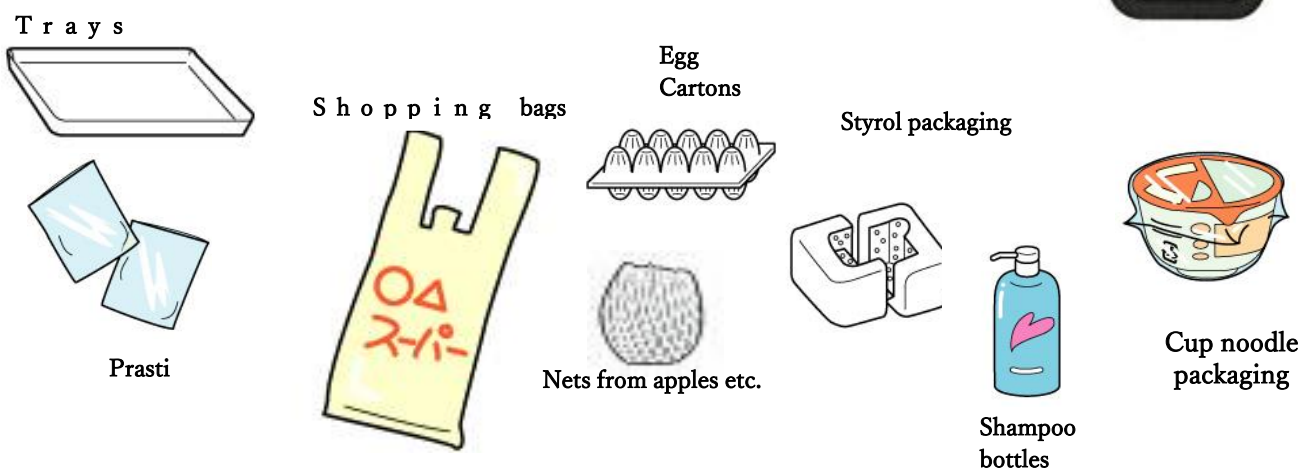
## Garbage Rules for Imizu Residents

- Don't leave garbage in the area or building you manage or live in.
- Don't burn garbage in the area or building you manage or live in.
- You can dispose of garbage on the morning of your district's garbage day.
- When you put out garbage, put it in the place your Neighborhood Association has designated.
- To put garbage out in the place the Neighborhood Association manages, you need to get their permission.
- Non-residents of Imizu City can't put garbage there.
- Even if they are a friend of an Imizu resident who uses that garbage area, a person who lives in another city can't put their day-to-day garbage there.
- Put the garbage out in the place the Neighborhood Association looks after by 8 a.m. on garbage day.
- If you're disposing of burnable garbage, be sure to put it in a designated Imizu City garbage bag.  
You can't use Toyama City or Takaoka City bags.
- Put out bottles, cans, PET bottles, plastic containers and packaging, and paper containers and packaging out on the day they collect recycling. (Wash them out with water first.)

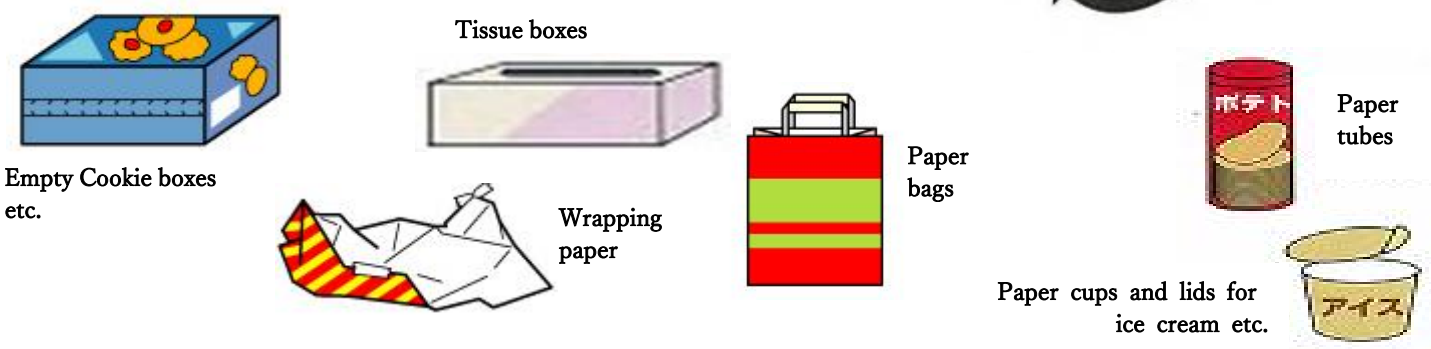
Imizu divides garbage into Burnable and Unburnable. However, please don't put plastic containers and packaging, paper containers and packaging, cans, PET bottles, or bottles that had food or drink in them with the trash. Those are taken separately for recycling.

Plastic containers and packaging, paper containers and packaging, and PET bottles have a mark on them.

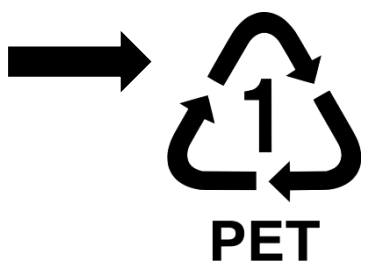
① Plastic containers and packaging have this mark



② Paper containers and packaging have this mark



③ PET bottles have this mark



# Putting Out Burnable Garbage

●Cut everything **40cm (15 in.) or smaller**, and put it out in a **designated Imizu garbage bag**.

CD/DVDs  
and cases




Small cloth  
articles



Leather goods,  
footwear



Shells



Leaves, grass



Drain wet garbage before  
putting it in.



Soak up excess cooking oil  
with paper or cloth.


Break bamboo  
skewers in half and  
wrap in paper.




Break branches into  
40cm(15 in.) long and  
10cm (4 in.) thick or less




Cut rubber hose  
into 40 cm (15 in.)  
sections



Remove dirty items.



Cut futons, blankets, and mats into 40x40cm (15x15 in.) sections  
before throwing them out. You can't put them out whole.



\* Do not burn your own garbage

【Designated Imizu Garbage Bag】

# Putting Out Unburnable Garbage

What to put with unburnables (no designated bag)




## ● Metal goods like pots and pans



Cans with things stuck in them can't be recycled, so put them out on unburnable day.



For unburnable spray cans and gas canisters, please be sure to **put a hole in them in a well-ventilated or outdoor place with no open flames**. Please bag them separately. Thank you for helping us prevent accidents.



## ● Ceramics and glass



Tableware, pottery



Glass cups



Makeup bottles  
Oil bottles  
Medicine bottles



Flat glass

## ● Small electric appliances (not including TVs, refrigerators, washing machines, or air conditioners)

### ● Children's toys



Toys



Microwaves



Vacuum cleaners



Cameras



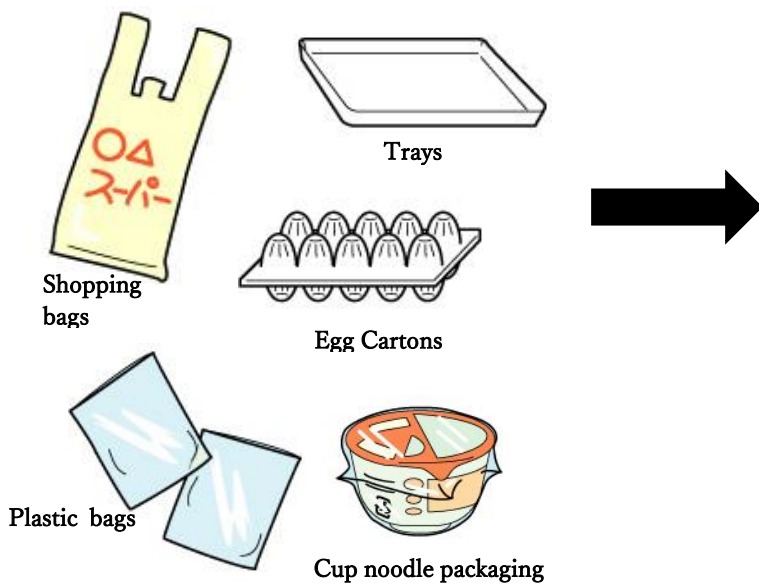
Household printers

○ Please separate out spraycans, fluorescent lights, batteries, and lighters into their own bags by type so they aren't mixed with other garbage.

# Putting Out Recyclables

Please put out the following 5 things in the place designated by your area on recycling day, not with the garbage.

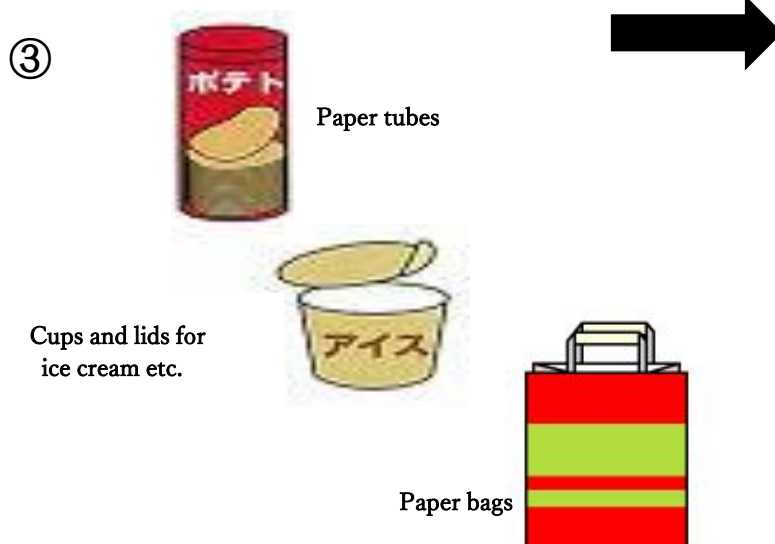
## ① Plastic containers and packaging



Please rinse and put in the receptacle.



## ② Paper containers and packaging unbagged.



Please rinse and put in the receptacle



#### ④ PET Bottles

Please rinse clean, remove cap and label, and put in the receptacle.

Cap and label go with plastics



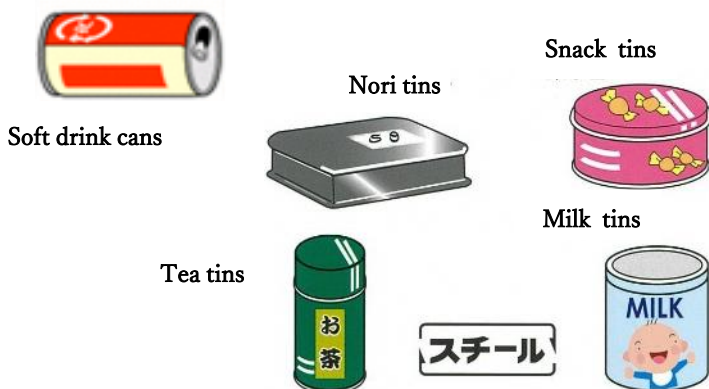
#### ⑤ Food and Drink Bottles

Please rinse clean, separate colors into brown, clear, and other, and put in the receptacle.



#### ⑥ Food and Drink Cans

Please rinse clean and put in the receptacle



# Things That Can Never Be Put Out in the Community Garbage Area

